



**AbelAuto**

Depuis 1931



International  
**PROFESSIONAL RANGE**  
2022/2023



# HISTORY

The Company was founded in 1802 by Mr. Abel. At that time, it was a small workshop manufacturer of cleaning products for leather and gun grease. The company was the official supplier of the Grand Army of Napoleon. This activity was carried out until 1929. It became a Limited Company with headquarters close to Paris. It specialized in the manufacture and marketing of polishes and waxes. Abel merged with the Bonnex Company, who were specialists in cleaning and tar removers and became Abel Bonnex. In 1980 a department was created for export to European countries, Africa and the DOM / TOM. In 2017, CMD, operating in the automotive aftermarket and owner of the Otokit brand, bought Abel Auto. CMD has a network of companies in Europe, which are producing and distributing products in all retail channels and organizing the local marketing. The headquarters of CMD are in Aix-en-Provence, in the south of France.

# OUR PRODUCTS

With its strong reputation, the company offers a wide range of unique formulations to cover all consumer needs. The core business of Abel Auto has always been the polish-wax product offering which provides a real response to all bodywork coating technologies... Reducing application time, improving shine whilst optimising abrasion, are the challenges faced by our specialists. Abel Auto also offers a wide and varied range of specific automobile products, from washing to finishing, through the operation and repair; we cover all the needs of automotive professionals... Abel Auto Pro is a guarantee of absolute quality at a highly competitive price!



**Manual Washing**



**High pressure spray**



**Foam gun**



**Cleaning gun**



**High pressure cleaner**



**Washing microfiber**



**Dosabel**



**Ready to use**



**Dipping**



**Polishing Machine**

## EXTERIOR CAR CARE PRODUCTS

.....	Page 3
WHEEL, TYRE .....	Page 3
SUPER DEGREASER, SHAMPOOS .....	Page 4
POLISHING-WAXING .....	Page 5

## PROFESSIONAL POLISHING Range

.....	Page 6
-------	--------

## INTERIOR CAR CARE PRODUCTS

.....	Page 18
-------	---------



## WHEEL CLEANER

### HIGHLIGHTS

- Eliminates brake dusts, rubber residues, dirt and tar.
- To be used on coated wheels
- Result: Deep cleaning

### TIPS FOR USE

- Manual use with brush: dilution between 50 to 100% product according to dirt
- Low pressure spray: 50 to 100% product according to dirt
- High pressure spray: 15% product according to dirt
- ABEL POWER washing: 50 to 100 % product according to dirt, dilution: 1 volume product = 1 volume water. In any case, let it work a few seconds and rinse thoroughly with water preferably with high pressure.

5 Litres Code: 805802

Packing: 4 GENCOD: 3170658058023

Text in



## TYRE DRESSING

### HIGHLIGHTS

- Quick dry, no wiping
- To be used on tyre sides
- Result: Protection, intense black wet effect

### TIPS FOR USE

- Formula ready to use
- Spray the product

1 Litre Code: 842522

Packing: 12 GENCOD: 3170658425221

Text in



## GLASS CLEANER

### HIGHLIGHTS

- To be used:
  - Inside: for greasy deposits due to condensation, aeration system marks, smoke of cigarette, fingers marks.
  - Outside: dirt and projections linked with road grime, mud, pollution, exhaust gas.
- Remainings of protecting film on new cars glasses (paraffin or copolymers)
- Can be used on all types of interior and exterior glasses.
- Results: Cleans and does not leave any mark or reflect which could disrupt driving at night or in face of sun.

### TIPS FOR USE

Manual washing: to be used with a microfiber, anti static formula, Anti-uv.  
Do not apply on steering wheel, gear lever and pedals

5 Litres Code: 842802  
600 ml Code: 807702

Packing: 4 GENCOD: 3170658428024  
Packing: 12 GENCOD: 3170658077024

Text in



## EXTERIOR PLASTICS RENOVATOR

### HIGHLIGHTS

- To be used on all types of interior and exterior plastic trims.
- Results: Cleans, protects and restores the original aspect to the interior trim. Restores a new appearance on hoses and engine protection cover. Silicone-free. Does not leave greasy traces on plastic. Quick drying in a few minutes with an anti-static effect. Pleasant perfume.

### TIPS FOR USE

Ready to use

5 Litres Code: 842653

Packing: 4 GENCOD: 3170658426532

Text in

# Exterior car care PRODUCTS

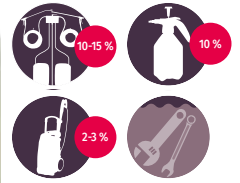
## SUPER DEGREASER

### HIGHLIGHTS

- Eliminates grease deposits, sludge or mud, brake dusts, fuel and burnt oils.
- To be used on mechanical spare parts, body cars, trucks, camping cars, wheels, all types of ground, service station trails.
- Results: Deeply cleans, removes deposits

### TIPS FOR USE

- Dilution on engines, mechanical spare parts: Low pressure spray: 20% product // High pressure spray: 2% product // Dipping: to be applied with a paintbrush
  - Ground work shops, gas-oil trails: Low pressure spray: 10 to 20% of pure product in cold water // High pressure spray: 2% product
  - Wheels : Low pressure spray: 10% product // High pressure: 3% product
  - Body car: Low pressure spray: 10% product // High pressure spray: 2 to 5% product according to dirt.
- In any case RINSE THOROUGHLY preferably with hot water with a high pressure gun.



5 Litres Code: 815202  
20 Litres Code: 815302

Packing: 4 GENCOD: 3170658152028  
Packing: 1 GENCOD: 3170658153025

Text in **FR** **EN** **IT** **NL**  
**PL** **PT** **AR**



## TFR CONCENTRATED SHAMPOO

### HIGHLIGHTS

Eliminates traffic film, mud, greases

### TIPS FOR USE

- Manual washing: dilution with 5% product and 95% water
- ABEL FOAM washing: 5% product
- Low pressure spray: 5% product
- High pressure spray: 2% product
- Dosabel doser measured between 6 and 10% (according to dirt)

For a better efficiency of TFR Shampoo, it is recommended to use a fine and aerated spray, the product will not bounce and will be attracted step by step toward paint without dropping.

20L Bottle = up to 400 washings vehicles

Text in **FR** **EN** **IT** **NL** **PL** **PT** **AR**

5 Litres Code: 846302 Packing: 4 GENCOD: 3170658463025  
20 Litres Code: 846303 Packing: 1 GENCOD: 3170658463032



## CONCENTRATED SHAMPOO

To be used for washing very dirty body cars. Dissolves grease and gives back to the car a clean, clear and shine aspect. Gets quickly rid of road grime, grease and gives back shine. Antistatic formula to reduce dirt build up. Self-drying. Manual use.

### TIPS FOR USE

- Manual washing: 25 ml for 5 L of water (1 cap)
  - ABEL FOAM washing: 10 to 15% according to the required foam density
  - High pressure cleaner washing: 5% according to the intensity of wash
- 5 L bottle: 200 washes of vehicles  
20 L bottle: up to 800 washes of vehicles

Text in **FR** **EN** **IT** **NL** **PL** **PT** **AR**

5 Litres Code: 809402 Packing: 4 GENCOD: 3170658094021  
20 Litres Code: 809502 Packing: 1 GENCOD: 3170658095028



## STRONG RUBBING COMPOUND P3



### HIGHLIGHTS

- *To be used for: scratches, defects of body car paints*
- *To be used on all types of coated and metalized paints*
- *Results: Strong buffing for major defects on paints, removes orange peel, foggings, oxidation, scratches or roughening.*

*Silicone free formula*

### TIPS FOR USE

- Manual use: for preparing surfaces to be painted. Manual application can be made with an abrasive pad.
- Polishing machine use with adapted pads:
  - Step 1 Hard pad Code 018110\*
  - Wool pad Code 018115\*
  - Step 2 Medium Pad Code 018120\*

\* According to the defect to be removed

For the most important defects, such as paint mists, oxidation, contaminations, scratches, it is recommended to use a polishing machine for a more important abrasion.

Text in **FR** **EN** **IT** **NL** **PL** **PT** **AR**  
**1 Kg**      **Code:** 813801      **Packing:** 6      **GENCOD:** 3170658138015



## MEDIUM RUBBING COMPOUND P5

### HIGHLIGHTS

- *To be used for scratches, defects of body car paints*
- *To be used on all types of coated and metalized paints*
- *Results: Buffing, renews and gives back shine in one shot. Allows a good finish of holograms and elimination of casual fogging. Reduces orange peel and eliminates light scratches... Removes oxidation, renovates dull paints for getting an excellent shine.*

*Silicone free formula*

### TIPS FOR USE

- Manual use: for preparing surfaces to be painted. Manual application can be made with an abrasive pad.
- Polishing machine use with adapted pads:
  - Step 1 Hard pad Code 018110\*
  - Wool pad Code 018115\*
  - Step 2 Medium Pad Code 018120\*

\* According to the defect to be removed

For the most important defects, such as paint mists, oxidation, contaminations, scratches, it is recommended to use a polishing machine for a more important abrasion.

For a perfect finish especially on dark colors, use afterwards Abel Auto P9 Paste.

Text in **FR** **EN** **IT** **PT** **AR**  
**300 g**      **Code:** 814002      **Packing:** 24      **GENCOD:** 3170658140025  
**1 Kg**      **Code:** 893802      **Packing:** 6      **GENCOD:** 3170658938028



## ABELISSIME

### HIGHLIGHTS

- *Purposes: Shining and Protection*
- *To be used on all types of good state and smooth coated and metalized paints.*
- *Results: Puts on the body a protective and insulating film and gives back to the paint a deep and long lasting shine. Paints treated with Abelissime delays fouling and the oxidation phenomenon is strongly slowed down.*
- *ABELISSIME is a combination of vegetal waxes combined with synthetic polymers.*

### TIPS FOR USE

- Manual use with a micro-fiber or ABEL AUTO COTTON WOOL in order to prepare areas to be painted
- Use with a polishing machine: Step 3 SOFT AND WAX Pad Code 018130



Text in **FR** **EN** **IT** **PT** **AR**  
**1 Litre**      **Code:** 835112      **Packing:** 6      **GENCOD:** 3170658051123

# PROFESSIONAL POLISHING RANGE



## Summary

Standard Process		Page 7		Page 8		Page 9		Abel Control	Page 10	Abel Protect		Page 11		Page 12
Premium Rapid Process		Page 13		Page 14	Abel Orbital Polishing Machine			Page 15				Pages 16-17		



## Abel **STEP 1**

*Strongly abrasive polish to remove scratches, swirls and the deepest imperfections.*

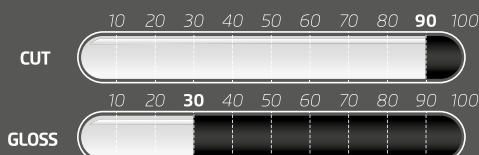
To use with  
**Step 1 Hard Pad.**

Code : **018110**  
Packing : 6  
Gencod : 3170650181101

OR

To use with  
**Wool Pad.**

Code : **018115**  
Packing : 6  
Gencod : 3170650181156



### Standard Process

Abel **STEP 1**



Abel **STEP 2**

Abel **STEP 3**

Step  
**CONTROL**

Abel  
**PROTECT 4**

OR

Abel  
**PROTECT**

**Ultimate**



- Removes sanding scratches up to 1500 grain.
- Gives back shine to dull vehicles and allows overlapping areas to be rectified.

- ▶ **IDEAL ON HARD CLEAR COAT.**
- ▶ **LIGHT EMISSION OF DUST OR RESIDUES WHILE WORKING.**
- ▶ **EASY WIPING.**

Text in (EN) (ES) (IT) (NL) (PL) (PT) (AR)

250 ml Code: 017210 Packing: 12 GENCOD: 3170650172109  
1 Litre Code: 017110 Packing: 6 GENCOD: 3170650171102



## Abel **STEP 2**

*Medium abrasive polish made for minor paint flaws. Removes a fine layer of clear coat. Removes more abrasive polishing marks and light flaws (Micro-scratches, holograms).*



To use with  
**Step 2 Medium Pad.**

Code : **018120**  
Packing : 6  
Gencod : 3170650181200



### Standard Process

Abel **STEP 1**

▶ Abel **STEP 2**



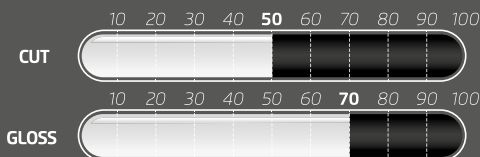
Abel **STEP 3**

Step  
**CONTROL**

Abel  
**PROTECT 4**

OR

Abel  
**PROTECT**  
*Ultimate*

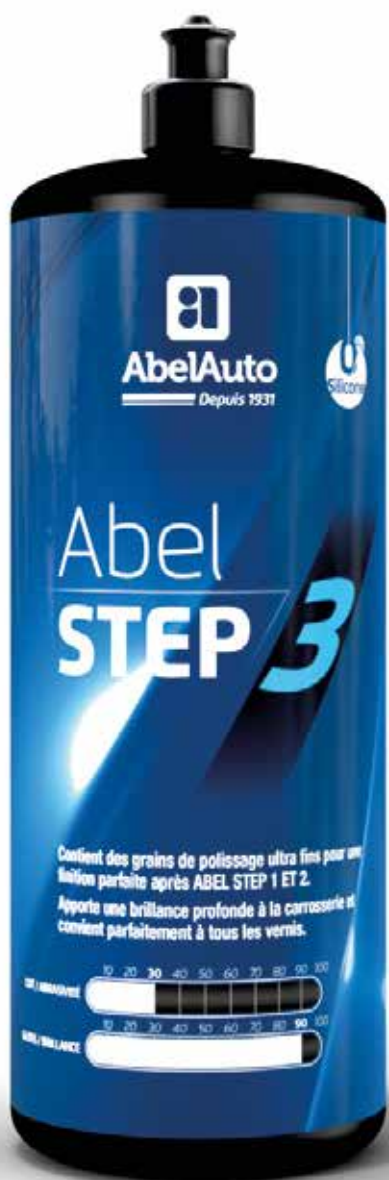


- Removes holograms and polishing marks of Abel Step 1.
- Removes sanding scratches up to 2000 with sheepskin or 2500 with a medium foam pad.
- Renew high shine in a single step.

- ▶ **CONVENIENT FOR ALL CLEAR COATS**
- ▶ **POLYVALENT TO SECURE AN EXCELLENT FINITION.**
- ▶ **LIGHT EMISSION OF DUST OR RESIDUES WHILE WORKING.**
- ▶ **EASY WIPING**

Text in **EN ES IT NL PL PT AR**

250 ml Code: 017220 Packing: 12 GENCOD: 3170650172208  
1 Litre Code: 017120 Packing: 6 GENCOD: 3170650171201



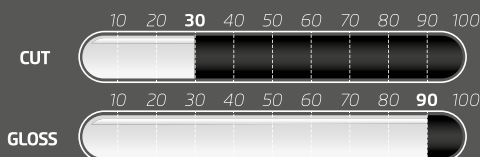
## Abel **STEP 3**

*Finition polish to remove minor clear coats flaws. Removes fogging, holograms and other imperfections left by more abrasive polishes used before.*



To use with  
**Step 3 Soft & Wax Pad.**

Code : **018130**  
Packing : 6  
Gencod : **3170650181309**



### Standard Process

Abel **STEP 1**

Abel **STEP 2**

▶ Abel **STEP 3**

↓  
Step  
**CONTROL**

Abel  
**PROTECT 4**

OR

Abel  
**PROTECT**  
*Ultimate*



- Contains ultra fine polishing grains for a perfect finish after Abel Step 1 and 2.
- Provides your body car a deep shine and is suited to all clear coats.

- ▶ **FOR ALL TYPES OF CLEAR COATS: CLASSIC, MEDIUM AND HARD.**
- ▶ **LIGHT EMISSION OF DUST OR RESIDUES WHILE WORKING.**
- ▶ **EASY WIPING.**


Text in (EN) (ES) (IT) (NL) (PL) (PT) (AR)

250 ml Code: 017230 Packing: 12 GENCOD: 3170650172307  
1 Litre Code: 017130 Packing: 6 GENCOD: 3170650171300



## Step CONTROL

*Allows to control surfaces in order to assess the level of correction to match or to verify the result before using the final waxing protection.*



Hand use with a microfiber.  
To be applied only on a cold surface.  
By spraying lightly onto the surface and wipe immediately by using a clean microfiber.  
Fold up the microfiber and wipe the panel carefully and perfectly.



### Standard Process

Abel STEP 1

Abel STEP 2

Abel STEP 3

Step CONTROL

Abel PROTECT 4

OR

Abel PROTECT

Ultimate



- Cleans the surface thoroughly, removing polish and grease residues.
- Allows 0 flaw application before applying the final protection
- Removes light dust traces and finger marks.

- ▶ SIMPLE AND DIRECT APPLICATION BY USING A HIGH QUALITY SPRAYING.
- ▶ SILICONE FREE FOR USING BEFORE PAINTING IN BODY CAR REPAIR SHOPS.
- ▶ TRIM SAFE.

Text in EN ES IT NL PL PT AR

500 ml Code: 017100 Packing: 10 GENCOD: 317065017003



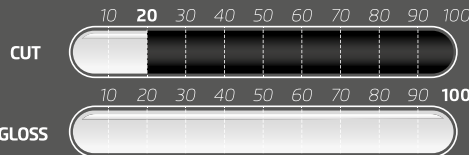
## Abel **PROTECT 4**

*Finition product 2-in-1, silicone free.  
Takes off fine fogging and holograms  
while forming a protective film.*



To use with  
**Step 3 Soft & Wax Pad.**

Code : **018130**  
Packing : 6  
Gencod : 3170650181309



### Standard Process

Abel **STEP 1**

Abel **STEP 2**

Abel **STEP 3**

Step  
**CONTROL**

Abel  
**PROTECT 4**

Abel  
**PROTECT**

*Ultimate*



- Removes superficial flaws.
- Provides a perfect shine, gives a very smooth lacquer finish.
- Does not prevent future paint retouching.

- ▶ **PERFECT AND QUICK RESULT.**
- ▶ **AVOIDS THE ADHESION OF DIRT.**
- ▶ **SILICONE FREE.**
- ▶ **VOC FREE.**

Text in (EN) (ES) (IT) (NL) (PL) (PT) (AR)

250 ml Code: 017240 Packing: 12 GENCOD: 3170650172406  
1 Litre Code: 017140 Packing: 6 GENCOD: 3170650171409



## Abel PROTECT *Ultimate*

*Gives a long lasting protection. Brings an uneven water beading effect and a deep ultimate shine. Protection with polymers of last generation.*



To use with  
**Step 3 Soft & Wax Pad.**

Code : **018130**  
Packing : 6  
Gencod : 3170650181309



### Standard Process

Abel STEP 1

Abel STEP 2

Abel STEP 3

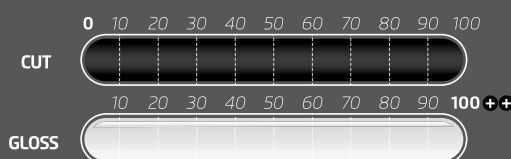
Step  
CONTROL

Abel  
PROTECT 4



Abel  
PROTECT

*Ultimate*



- Provides a deep shine and an excellent protection for around 3-4 months.
- Forms an invisible barrier against all types of contamination: weather conditions, dirt on the road, brake dust and industrial by-products.

- ▶ **LONG LASTING PROTECTION.**
- ▶ **CAN BE APPLIED ON RUBBERS AND TRIMS.**
- ▶ **CAN BE USED BY HANDS AS WELL AS BY MACHINE.**
- ▶ **VERY EASY TO USE.**

Text in **EN ES IT NL PL PT AR**

250 ml Code: 017250 Packing: 12 GENCOD: 3170650172505  
1 Litre Code: 017150 Packing: 6 GENCOD: 3170650171508



## Abel **RAPID**



*Very abrasive 3-in-1 polish based on aluminium oxide against major flaws and particularly performing on high solid clear coats.*

To use with  
**Step 1 Hard Pad.**

Code : **018110**  
Packing : 6  
Gencod : 3170650181101

OR

To use with  
**Wool Pad.**

Code : **018115**  
Packing : 6  
Gencod : 3170650181156

### Rapid Process

Abel **RAPID**



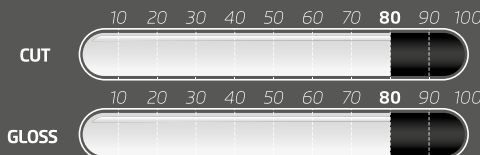
Step  
**CONTROL**

Abel  
**PROTECT 4**

OR

Abel  
**PROTECT**

**Ultimate**



- Removes very quickly sanding marks up to 1500 grain.
- Polishes back after sanding with grain 1500 with a sheepskin or 2000 with a hard foam.

- ▶ CAN BE USED ON ALL CLEAR COATS.
- ▶ GIVES A SHINY FINITION
- ▶ USING A FINISHING POLISH IS A OPTION. ENSURES IN ONE SINGLE OPERATION POLISHING PHASE AND BRINGS A GOOD FINITION BEFORE PROTECTING WITH ABEL PROTECT STEP 4 OR ULTIMATE.

Text in **EN ES IT NL PL PT AR**

250 ml Code: 017260 Packing: 12 GENCOD: 3170650172604  
1 Litre Code: 017160 Packing: 6 GENCOD: 3170650171607



## Abel **RAPID**



*Medium abrasive polish, 3-in-1 in one single application, corrects flaws, gives back a deep shine and protects. Removes imperfections such as minors flaws (fine micro-scratches and light holograms) as well as water stains.*



To use with  
**Step 2 Medium Pad.**

Code : **018120**  
Packing : 6  
Gencod : 3170650181200



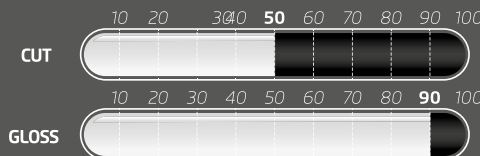
### Rapid Process

## Abel **RAPID**



### Abel **PROTECT**

**Ultimate**



- Removes sanding marks up to 3000 with a medium foam pad.
- Provides an extremely shiny finish and protects in a single step.

- FOR ALL TYPES OF PAINTS.
- VERY HIGH QUALITY POLISHING GRAINS, GIVES BACK A SMOOTH SURFACE.
- VERY EASY TO USE.
- PROTECTS THE BODY CAR FOR APPROXIMATELY ONE MONTH.

Text in **EN** **ES** **IT** **NL** **PL** **PT** **AR**

250 ml Code: 017270 Packing: 12 GENCOD: 3170650172703  
1 Litre Code: 017170 Packing: 6 GENCOD: 3170650171706

## AbelAuto ORBITAL POLISHING MACHINE 6"

*For a professional polishing or buffing.  
Ergonomic non slip handle.  
Starter trigger with lock button.  
Adjustable speed (buttons +/- ).  
Control of speed with digital screen.*

- Disc Size : 6" / 150 mm
- Orbital deport: 15 mm
- Speed: 2000-4800 turns/mn
- Spindle thread M14
- Absorbed power: 950W
- Weight: 2,9 KG
- Power cable length: 3 meters
- Voltage: 230V - 50 Hz
- Guarantee 2 years



Text in

Code: 115028

Packing: 1

GENCOD: 3170651150281

### WOOL PAD

Code : 018115

Packing : 6

Gencod : 3170650181156



### STEP 2 MEDIUM PAD

Code : 018120

Packing : 6

Gencod : 3170650181200



### STEP 1 HARD PAD

Code : 018110

Packing : 6

Gencod : 3170650181101



### STEP 3 SOFT & WAX PAD

Code : 018130

Packing : 6

Gencod : 3170650181309



# PROFESSIONAL POLISHING RANGE

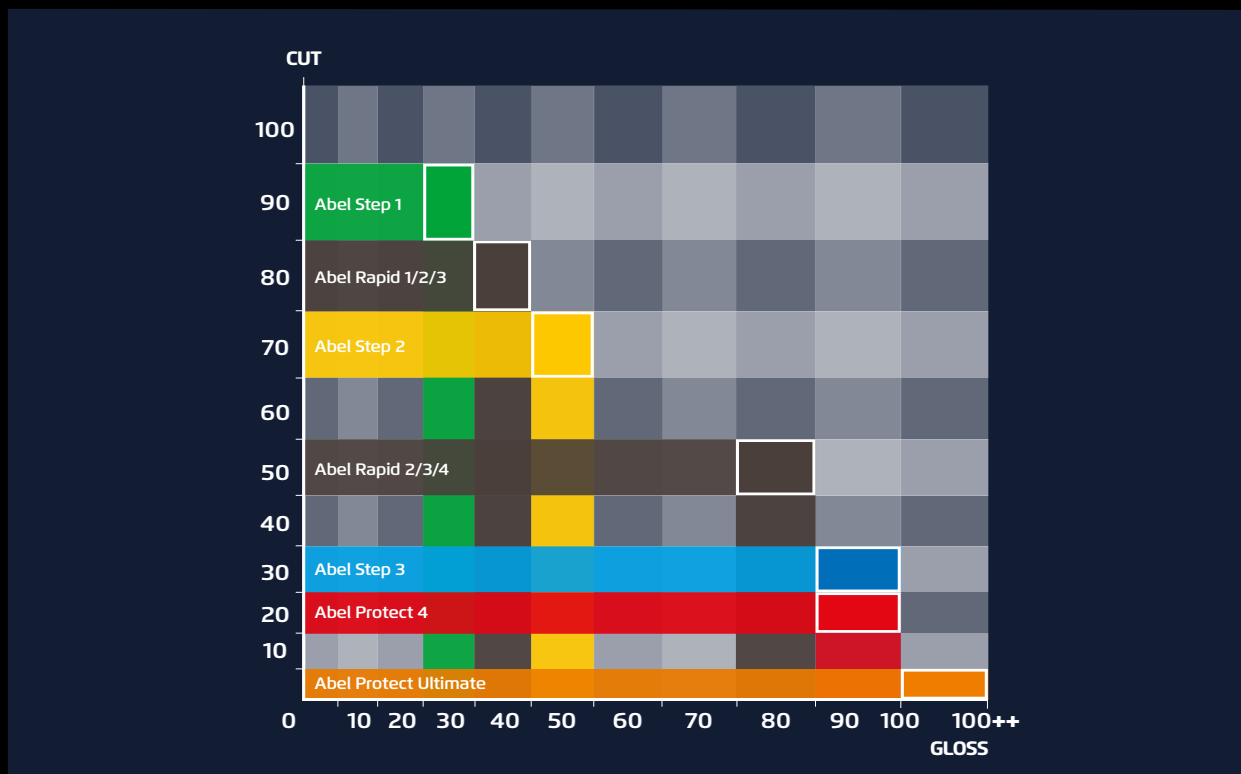
## Standard Process



## Rapid Process



# PROFESSIONAL POLISHING RANGE



Gencod	Code	Designation	Size	Packing
3170650171102	017110 6	<b>ABEL STEP 1</b>	1 Liter	6
3170650172109	017210 12	<b>ABEL STEP 1</b>	250 ml	12
3170650171201	017120 6	<b>ABEL STEP 2</b>	1 Liter	6
3170650172208	017220 12	<b>ABEL STEP 2</b>	250 ml	12
3170650171306	017130 6	<b>ABEL STEP 3</b>	1 Liter	6
3170650172307	017230 12	<b>ABEL STEP 3</b>	250 ml	12
3170650171607	017160 6	<b>ABEL RAPID 123</b>	1 Liter	6
3170650172604	017260 12	<b>ABEL RAPID 123</b>	250 ml	12
3170650171706	017170 6	<b>ABEL RAPID 234</b>	1 Liter	6
3170650172703	017270 12	<b>ABEL RAPID 234</b>	250 ml	12
3170650171003	017100 10	<b>STEP CONTROL</b>	500 ml	10
3170650171409	017140 6	<b>ABEL PROTECT 4 (Silicone Free)</b>	1 Liter	6
3170650172406	017240 12	<b>ABEL PROTECT 4 (Silicone Free)</b>	250 ml	12
3170650171508	017050 6	<b>ABEL PROTECT ULTIMATE</b>	1 Liter	6
3170650172505	017250 12	<b>ABEL PROTECT ULTIMATE</b>	250 ml	12
3170650181101	018110 6	<b>STEP 1 HARD PAD</b>	ø 150 mm	6
3170650181156	018115 6	<b>STEP 1 WOOL PAD</b>	ø 150 mm	6
3170650181200	018120 6	<b>STEP 2 MEDIUM PAD</b>	ø 150 mm	6
3170650181309	018130 6	<b>STEP 3 SOFT AND WAX PAD</b>	ø 150 mm	6



# Interior car care PRODUCTS



## DG 12 UNIVERSAL INTERIOR CLEANER

### HIGHLIGHTS

- *To be used on all interior surfaces: plastics, rubbers, upholstery, carpets*
- *Results: Cleans and removes stains deeply. Its light flowered perfume leaves a pleasant fresh odor after use.*

### TIPS FOR USE

- Manual wash: with brush: dilution between 5% and 10%
- Spray with low pressure: 10% to 20%
- ABELPOWER washing: 5% to 10% according to dirt
- Washing Injection/Extraction: 5% to 10%

For professional washing of interior cars but also at home or offices on same types of surfaces.

5 Litres Code: 846202 Packing: 4 GENCOD: 3170658462028

Text in



## INTERIOR PLASTICS RENOVATOR

### HIGHLIGHTS

- *To be used on all types of interior plastic trims*
- *Results: Cleans, protects and restores the original aspect to the interior trim. Restores a new appearance on hoses and engine protection cover. Silicone-free. Does not leave greasy traces on plastic. Quick drying in a few minutes with an anti-static effect. Pleasant perfume.*

### TIPS FOR USE

Ready to use

5 Litres Code: 842652 Packing: 4 GENCOD: 3170658426525

Text in



## GLASS CLEANER

### HIGHLIGHTS

- *To be used : Inside :for fatty deposition due to condensation, aeration system marks, smoke of cigarette, fingers marks.*
- *Outside: dirt and projections linked with road grim, mud, pollution, exhaust gas*
- *Remainings of protecting film on new cars glasses (paraffin or copolymers)*
- *Can be used on all types of interior and exterior glasses.*
- *Results: Cleans and does not leave any mark or reflect which could disrupt driving at night or in face of sun.*

### TIPS FOR USE

- Manual washing: to be used with a microfiber, anti static formula, Anti-uv.
- Do not apply on steering wheel, gear lever and pedals

5 Litres Code: 842802 Packing: 4 GENCOD: 3170658428024  
600 ml Code: 807702 Packing: 12 GENCOD: 3170658077024

Text in



## PLASTIC RENOVATOR

### HIGHLIGHTS

- Eliminates dust, stains, cigarette smoke
- To be used on all types of inside plastic dull trims, dashboards (smooth, grained, dimpled, imitation leather)
- Results: Cleans, removes stains, protect and renews trims by giving a shiny finish. Leaves a pleasant perfume.

### TIPS FOR USE

- To be used with a micro-fiber, Anti-static formula, Anti-uv
- Do not apply on steering wheel, gear lever and pedals.

600 ml Code: 808802 Packing: 12 GENCOD: 3170658088020

Text in



## PLASTIC RENOVATOR SILICONE FREE

### HIGHLIGHTS

- Eliminates dust and stains
- To be used on all types of inside plastic trims
- Results: Cleans, removes stains and protects by giving a satin or slightly shiny aspect according to the plastic origin. Leaves a pleasant perfume. Silicone free.

### TIPS FOR USE

- To be used with a micro-fiber. Anti-static formula, Anti-uv
- Do not apply on steering wheel, gear lever and pedals.

600 ml Code: 805002 Packing: 12 GENCOD: 3170658050027

Text in



### Export Managers

Éric LINGART    Jean-Noël PELLERIN

+33 (0)6 62 96 13 42  
ericlingart@orange.fr

### Export Assistant

Pauline DURIEZ

+33 (0)4 42 39 16 16  
export@cmd.fr



réalisation www.orangeplastic.fr

**Also available  
Consumer Range**



+91 907 236 10 26

info@ortusventures.in

www.ortusventures.in

ORTUS BIZ VENTURES LLP  
XIV/77, Friends Towers, Ground Floor,  
Ambalamugal P.O. Ernakulam District,  
Kerala – 683 302



**AbelAuto**  
Depuis 1931